



KERCHAN
Professional Innovation

Product Specification

Product No: KERSAD2022010





Product model: SAD1330KH

File No: KER2022001

Version No: V2.0

Date: 2022-01-01

Index

01	 Product Features	2
02	 Application	2
03	 Specification	3
04	 Instructions and After-Sales Service	4



Product Features

1. Auto power on / off at a scheduled time;
2. Adopt brand new industrial grade LCD panel with standard of A (the cooperative manufacturers are BOE, LG and etc.);
3. Plug and play with loop video;
4. Auto copy contents from SD card or USB after power on;
5. Open frame design, easy to integrate into POP display;
6. Low power consumption. Enable it to be powered by batteries;
7. Motion sensor optional, support auto power on / off with or without detecting moving body;
8. Push button optional, support press the button for controlling video playback and volume;
9. HDMI in support;
10. With CE FCC ROHS certification;

Application

13.3 inch Basic Open Frame Video [Advertising Touch Screen](#) is a great way to advertise your product or service in retail P.O.P. or P.O.S environments by displaying with your custom videos to boost your sales and bring a better shopping experience for your customers, which is widely used in retail stores, restaurants, bank, supermarket, airport, hospital and any commercial and public in-store environment.

Specification

13.3 inch Basic Open Frame Video Screen



Description

- Model No.: SAD1330KH.
- Support 1920*1080 video display.
- Built with HDMI input.
- Open frame design with "EARS" on two sides, easily integrated into POP display/kiosk.

Product Technical Specification

Model	SAD1330KH	Shell color	Standard: black
Open Frame or Enclosed	Open Frame	External Port	Support SD/U flash disk
LCD Panel	13.3 inch	Input	AC 100-240V
Resolution	1920*1080	Output	DC 12V/2A
Display Ratio	16:9	Power consumption (Watt)	≤8W
Brightness	220cd/m2	Standby (Watt)	≤1W
Contrast	800:1	Material	ABS material injection process
Colour	16.7M	Installation	75*75mm VESA Wall Mount
Visible Angle	178/178	Image Format	JPEG/BMP/GIF/PNG
Response Time	8ms	Life Time (hrs)	>20000 H
Audio Format	MP3/ WMA/WAV	Video Format	MPEG1/MPEG2/MP4, AV/MOV/3GP/RMVP/MKV
Visible Area	293.76*165.24mm	Control Method	Remote control
Outline dimension	352.47*213.27*34mm	Default Language	English
CPU	TSUMV59XU	Menu Language	Support Chinese, English
Storage Temperature	0℃~40℃	Working Temperature	-20℃~60℃
Working Humidity	20%-80%RH	Storage Humidity	10%-75%
Decoded Resolution	Support 1080P	RTC Real-time Clock	Support
Product Weight (N.W.)	1.2kg	Switch Time Setting	Support
System Update	U flash disk update	Plug Types	US, EU, AU, UK Optional
Package Size	A single package: 492*76*279mm Bulk packages: 784*516*250mm	Packaging	16pcs/Package Package Weight: 25kg (Reference Only)
External Interface	DCIN/DC-SW/Earphone*4/H DMI in/SD/USB	Accessories	User Guide, Instruction Book, Warranty, Desiccant
Speaker	Size: 22MM*74MM, speakers 8R 2W*2	Optional	1. Motion Sensor 2. Push Button



Accessories: instruction manual, warranty card, desiccant, certificate, power adapter;

Notes: Some of the above specifications are optional for reference only. Please select the relevant function parameters according to your need and confirm the parameters with our sales team. The final interpretation right belongs to Shenzhen Kerchan Technology Co., Ltd. A corresponding fee will be charged according to the optional function, so please confirm with us.

Instructions and After-Sales Service

Instructions

1. The working voltage: 100V 240V ~ 50/60Hz AC, please do not exceed the working voltage range.
2. Please place gently and do not stress when shipping and storing.
3. Copy videos/images to SD card/USB, plug and play the videos/images.
4. In case of the product with buttons, please create N+1 folders if have N buttons. (Note: N stands for Arabic numerals). For example, if the product have 5 buttons, you need to create 6 folders, and name those new folders with numbers 0, 1, 2, 3, 4, 5, then place the video in the corresponding folder. The video in folder 0 will be played by default with all the buttons flashing at the same time. Press the button for playing the video in designated and the selected push button lights solid , while the other buttons go dark. The product will go back to the default state when the video has finished playing.

Warranty and After-Sales Service

1. Please read carefully the product specifications firstly .
2. Before using, please confirm the product not been damaged in the transport, if damaged, it cannot be installed.
3. The power supply in the package is only used for this product; Do not use other power source.
4. When the product is faulty, please entrust the professional person to carry out inspection and maintenance to ensure the safety. Do not disassemble by yourself to avoid unnecessary damage.
5. To prevent to be suffocated to death, package materials should be stay away from children.
6. To prevent to be swallowed by children, please take care of the small components.
7. Do not cover anything on the product.
8. Products should be away from the strong magnetic field interference and high temperature objects.