



**KERCHAN**  
Professional Innovation

# Product Specification

Product No:                     KERSAD2022014                    

Product model:                     SAD1330H                    





File No:                     KER2022001                    

Version No:                     V2.0                    

Date:                     2022-01-01

# Index

---

<b>01</b>	 Product Features .....	2
<b>02</b>	 Application .....	2
<b>03</b>	 Specification .....	3
<b>04</b>	 Instructions and After-Sales Service .....	4

## Product Features

1. Auto power on / off at a scheduled time;
2. Adopt brand new industrial grade LCD panel with standard of A (the cooperative manufacturers are BOE, LG and etc.);
3. Plug and play with loop video;
4. Auto copy contents from SD card or USB after power on;
5. Open frame design, easy to integrate into POP display;
6. Low power consumption. Enable it to be powered by batteries;
7. Motion sensor optional, support auto power on / off with or without detecting moving body;
8. HDMI in support;
9. With CE FCC ROHS certification;

## Application

13.3 inch enclosed video screen is a great way to advertise your product or service in retail P.O.P. or P.O.S environments by displaying with your custom videos to boost your sales and bring a better shopping experience for your customers, which is widely used in retail stores, restaurants, bank, supermarket, airport, hospital and any commercial and public in-store environment.

## Specification

### 13.3 inch Enclosed Video Screen



#### Description

- Model No.: SAD1330H.
- Support 1920\*1080 video display.
- Built with HDMI input.
- Enclosed design, easy to mount on wall shelf.



### Product Technical Specification

<b>Model</b>	SAD1330H	<b>Shell color</b>	Standard: black
<b>Open Frame or Enclosed</b>	Enclosed	<b>External Port</b>	Support SD/U flash disk
<b>LCD Panel</b>	13.3 inch	<b>Input</b>	AC 100-240V
<b>Resolution</b>	1920*1080	<b>Output</b>	DC 12V/2A
<b>Display Ratio</b>	16:9	<b>Power consumption (Watt)</b>	≤8W
<b>Brightness</b>	220cd/m2	<b>Standby (Watt)</b>	≤1W
<b>Contrast</b>	800:1	<b>Material</b>	ABS material injection process
<b>Colour</b>	16.7M	<b>Installation</b>	75*75mm VESA Wall Mount
<b>Visible Angle</b>	178/178	<b>Image Format</b>	JPEG/BMP/GIF/PNG
<b>Response Time</b>	8ms	<b>Life Time (hrs)</b>	>20000 H
<b>Audio Format</b>	MP3/ WMA/WAV	<b>Video Format</b>	MPEG1/MPEG2/MP4, AV/MOV/3GP/RMVP/MKV
<b>Visible Area</b>	294.3*165.4mm	<b>Control Method</b>	Remote control
<b>Outline dimension</b>	330.47*213.27*33mm	<b>Default Language</b>	English
<b>CPU</b>	TSUMV59XU	<b>Menu Language</b>	Support Chinese, English
<b>Storage Temperature</b>	0℃~40℃	<b>Working Temperature</b>	-20℃~60℃
<b>Working Humidity</b>	20%-80%RH	<b>Storage Humidity</b>	10%-75%
<b>Decoded Resolution</b>	Support 1080P	<b>RTC Real-time Clock</b>	Support
<b>Product Weight (N.W.)</b>	1.2kg	<b>Switch Time Setting</b>	Support
<b>System Update</b>	U flash disk update	<b>Plug Types</b>	US, EU, AU, UK Optional
<b>Package Size</b>	A single package: 492*76*279mm Bulk packages: 784*516*250mm	<b>Packaging</b>	16pcs/Package Package Weight: 25kg (Reference Only)
<b>External Interface</b>	DC IN/DC-SW/Earphone*4/ HDMI in/SD/USB	<b>Accessories</b>	User Guide, Instruction Book, Warranty, Desiccant
<b>Speaker</b>	Size: 22MM*74MM, speakers 8R 2W*2	<b>Optional</b>	/



**Accessories:** instruction manual, warranty card, desiccant, certificate, power adapter;

**Notes:** Some of the above specifications are optional for reference only. Please select the relevant function parameters according to your need and confirm the parameters with our sales team. The final interpretation right belongs to Shenzhen Kerchan Technology Co., Ltd. A corresponding fee will be charged according to the optional function, so please confirm with us.

## Instructions and After-Sales Service

### Instructions

1. The working voltage: 100V 240V ~ 50/60Hz AC, please do not exceed the working voltage range.
2. Please place gently and do not stress when shipping and storing.
3. Copy videos/images to SD card/USB, plug and play the videos/images.
4. In case of the product with buttons, please create N+1 folders if have N buttons. (Note: N stands for Arabic numerals). For example, if the product have 5 buttons, you need to create 6 folders, and name those new folders with numbers 0, 1, 2, 3, 4, 5, then place the video in the corresponding folder. The video in folder 0 will be played by default with all the buttons flashing at the same time. Press the button for playing the video in designated and the selected push button lights solid, while the other buttons go dark. The product will go back to the default state when the video has finished playing.

### Warranty and After-Sales Service

1. Please read carefully the [13 inch LCD monitor](#) specifications firstly.
2. Before using, please confirm the product not been damaged in the transport, if damaged, it cannot be installed.
3. The power supply in the package is only used for this product; Do not use other power source.
4. When the product is faulty, please entrust the professional person to carry out inspection and maintenance to ensure the safety. Do not disassemble by yourself to avoid unnecessary damage.
5. To prevent to be suffocated to death, package materials should be stay away from children.
6. To prevent to be swallowed by children, please take care of the small components.
7. Do not cover anything on the product.
8. Products should be away from the strong magnetic field interference and high temperature objects.