



**KERCHAN**  
Professional Innovation

# Product Specification

Product No: KERSAD2022004

Product model: SAD1050K





File No: KER20220101

Version No: V2.0

Date: 2022-01-01

# Index

---

<b>01</b>	 Product Features .....	2
<b>02</b>	 Application .....	2
<b>03</b>	 Specification .....	3-4
<b>04</b>	 Instructions and After-Sales Service .....	4



## Product Features

1. Auto power on / off at a scheduled time;
2. Adopt brand new industrial grade LCD panel with standard of A (the cooperative manufacturers are BOE, LG and etc.);
3. Plug and play with loop video;
4. Auto copy contents from SD card or USB after power on;
5. Open frame design, easy to integrate into POP display;
6. Basic version, no need to pay for any unnecessary function;
7. With CE FCC ROHS certification;

## Application

10.1 inch Basic Open Frame Video Screen is a great way to advertise your product or service in retail P.O.P. or P.O.S environments by displaying with your custom videos to boost your sales and bring a better shopping experience for your customers, which is widely used in retail stores, restaurants, bank, supermarket, airport, hospital and any commercial and public in-store environment.

## Specification

### 10.1 inch Basic Open Frame Video Screen



#### Description

- Model No.: SAD1050K.
- 10.1 inch simple & cost effective open frame LCD monitor which is perfect for small form and low cost applications.
- Open frame design with "EARS" on two sides, easily integrated into POP display/kiosk.

## Product Technical Specification



<b>Model</b>	SAD1050K	<b>Shell color</b>	Standard: black
<b>Open Frame or Enclosed</b>	Open Frame	<b>Speaker</b>	Size: ∅ 30MM, speakers 8R 1W*2
<b>LCD Panel</b>	10.1inch	<b>External Port</b>	Support SD/U flash disk
<b>Resolution</b>	1024*600	<b>Input</b>	100-240V
<b>Display Ratio</b>	16:9	<b>Output</b>	DC 5V/1.5A
<b>Brightness</b>	220cd/m2	<b>Power consumption (Watt)</b>	≤5W
<b>Contrast</b>	700:1	<b>Standby (Watt)</b>	≤1W
<b>Colour</b>	16.7M	<b>Material</b>	ABS material injection process
<b>Visible Angle</b>	80/80/80/80	<b>Installation</b>	75*75VESA Wall Mount
<b>Response Time</b>	8ms	<b>Image Format</b>	JPEG/BMP/GIF/PNG
<b>Life Time (hrs)</b>	>50000 H	<b>Audio Format</b>	MP3, WMA, WAV, EAAC+
<b>Visible Area</b>	222.72*125.28mm	<b>Video Format</b>	MP4/RMVB/AVI/H.264
<b>Outline dimension</b>	259*153.6*25.6mm	<b>Control Method</b>	/
<b>Default Language</b>	English	<b>Menu Language</b>	Support Chinese, English
<b>CPU</b>	ATJ229R2	<b>Storage Temperature</b>	0°C~40°C
<b>Memory (RAM)</b>	SDRAM 512M	<b>Working Temperature</b>	-20°C~60°C
<b>Storage Humidity</b>	10%-75%	<b>Working Humidity</b>	20%-80%RH
<b>Decoded Resolution</b>	Support 1080P	<b>Product Weight (N.W.)</b>	1.5kg
<b>RTC Real-time Clock</b>	Support	<b>Plug Types</b>	US, EU, AU, UK Optional
<b>Switch Time Setting</b>	Support	<b>Package Size</b>	A single package: 235*60*428mm Bulk packages: 575*410*210mm
<b>System Update</b>	SD card update	<b>Packaging</b>	16 pcs/Package Net weight: 25kg (offer reference only)



<b>OS</b>	UCOS	<b>Accessories</b>	User Guide, Instruction Book, Warranty, Desiccant
<b>External Interface</b>	DC IN-USB 2.0-SD	<b>Optional</b>	/

**Accessories:** instruction manual, warranty card, desiccant, certificate, power adapter;

**Notes:** This product can't support low power consumption and push button, no remote control, no human sensor, just support auto copy function and looping video after power on.

Some of the above specifications are optional for reference only. Please select the relevant function parameters according to your need and confirm the parameters with our sales team. The final interpretation right belongs to Shenzhen Kerchan Technology Co., Ltd. A corresponding fee will be charged according to the optional function, so please confirm with us.

## Instructions and After-Sales Service

### Instructions

1. The working voltage: 100V 240V ~ 50/60Hz AC, please do not exceed the working voltage range.
2. Please place gently and do not stress when shipping and storing.
3. Copy videos/images to SD card/USB, plug and play the videos/images.

### Warranty and After-Sales Service

1. Please read carefully the product specifications firstly .
2. Before using, please confirm the product not been damaged in the transport, if damaged, it cannot be installed.
3. The power supply in the package is only used for this product; Do not use other power source.
4. When the product is faulty, please entrust the professional person to carry out inspection and maintenance to ensure the safety. Do not disassemble by yourself to avoid unnecessary damage.
5. To prevent to be suffocated to death, package materials should be stay away from children.
6. To prevent to be swallowed by children, please take care of the small components.
7. Do not cover anything on the product.
8. Products should be away from the strong magnetic field interference and high temperature objects.