



**KERCHAN**  
Professional Innovation

# Product Specification

Product No:                     KERSAD2022019                    

Product model:                     SAD0702N                    





File No:                     KER2022001                    

Version No:                     V2.0                    

Date:                     2022-01-01

# Index

---

<b>01</b>	 Product Features .....	2
<b>02</b>	 Application .....	2
<b>03</b>	 Specification .....	3
<b>04</b>	 Instructions and After-Sales Service .....	4

## Product Features


1. Auto power on / off at a scheduled time;
2. Adopt brand new industrial grade LCD panel with standard of A (the cooperative manufacturers are BOE, LG and etc.);
3. Plug and play with loop video;
4. Auto copy contents from SD card or USB after power on;
5. Open frame design, easy to integrate into POP display;
6. Low power consumption. Enable it to be powered by batteries;
7. Motion sensor optional, support auto power on / off with or without detecting moving body;
8. With CE FCC ROHS certification;

## Application

7 inch enclosed video screen is a great way to advertise your product or service in retail P.O.P. or P.O.S environments by displaying with your custom videos to boost your sales and bring a better shopping experience for your customers, which is widely used in retail stores, restaurants, bank, supermarket, airport, hospital and any commercial and public in-store environment.

## Specification

### 7 inch Enclosed Video Screen



#### Description

- Model No.: SAD0702N.
- Low power consumption, can be operated by batteries.
- Enclosed design, easy to mount on display shelf.

### Product Technical Specification

<b>Model</b>	SAD0702N	<b>Shell color</b>	Standard: black
<b>Open Frame or Enclosed</b>	Enclosed	<b>External Port</b>	Support SD/U flash disk
<b>LCD Panel</b>	7 inch	<b>Input</b>	AC 100-240V
<b>Resolution</b>	800*480	<b>Output</b>	DC 12V/2A
<b>Display Ratio</b>	16:9	<b>Power consumption (Watt)</b>	≤4W
<b>Brightness</b>	220cd/m2	<b>Standby (Watt)</b>	≤1W
<b>Contrast</b>	700:1	<b>Material</b>	ABS material injection process
<b>Colour</b>	16.7M	<b>Installation</b>	75*75mm VESA Wall Mount
<b>Visible Angle</b>	70/70/50/70	<b>Image Format</b>	JPEG/BMP/GIF/PNG
<b>Response Time</b>	8ms	<b>Life Time (hrs)</b>	>20000 H
<b>Audio Format</b>	MP3/ WMA/WAV	<b>Video Format</b>	MPEG1/MPEG2/MP4, AV/MOV/3GP/RMVP/MKV
<b>Visible Area</b>	153*85mm	<b>Control Method</b>	Remote control
<b>Outline dimension</b>	216.9*151.8*32.5mm	<b>Default Language</b>	English
<b>CPU</b>	ATJ229R2	<b>Menu Language</b>	Support Chinese, English
<b>Storage Temperature</b>	0℃~40℃	<b>Working Temperature</b>	-20℃~60℃
<b>Working Humidity</b>	20%-80%RH	<b>Storage Humidity</b>	10%-75%
<b>Decoded Resolution</b>	Support 1080P	<b>RTC Real-time Clock</b>	Support
<b>Product Weight (N.W.)</b>	0.42kg	<b>Switch Time Setting</b>	Support
<b>System Update</b>	SD card update	<b>Plug Types</b>	US, EU, AU, UK Optional
<b>Package Size</b>	A single package : 225*55*357mm Bulk packages : 440*376*267mm	<b>Packaging</b>	20 pcs/carton Carton weight: 10kg(Reference Only)
<b>External Interface</b>	DC IN/MINI-USB/USB/ Earphone/SD	<b>Accessories</b>	User Guide, Instruction Book, Warranty, Desiccant
<b>Speaker</b>	Size: ∅ 30MM, speakers 8R 1W*2	<b>External Port</b>	Support SD/U flash disk



**Accessories:** instruction manual, warranty card, desiccant, certificate, power adapter;

**Notes:** Some of the above specifications are optional for reference only. Please select the relevant function parameters according to your need and confirm the parameters with our sales team. The final interpretation right belongs to Shenzhen Kerchan Technology Co., Ltd. A corresponding fee will be charged according to the optional function, so please confirm with us.

## Instructions and After-Sales Service

### Instructions

1. The working voltage: 100V 240V ~ 50/60Hz AC, please do not exceed the working voltage range.
2. Please place gently and do not stress when shipping and storing.
3. Copy videos/images to SD card/USB, plug and play the videos/images.

### Warranty and After-Sales Service

1. Please read carefully the [LCD advertising board](#) specifications firstly .
2. Before using, please confirm the product not been damaged in the transport, if damaged, it cannot be installed.
3. The power supply in the package is only used for this product; Do not use other power source.
4. When the product is faulty, please entrust the professional person to carry out inspection and maintenance to ensure the safety. Do not disassemble by yourself to avoid unnecessary damage.
5. To prevent to be suffocated to death, package materials should be stay away from children.
6. To prevent to be swallowed by children, please take care of the small components.
7. Do not cover anything on the product.
8. Products should be away from the strong magnetic field interference and high temperature objects.